



## CERTIFICATE OF CALIBRATION

Certificate No.: 18CA0907 02 Page 1 of 2

### Item tested

Description:	Sound Level Meter (Type 1)	Microphone	Preamp
Manufacturer:	B & K	B & K	B & K
Type/Model No.:	2250-L	4950	ZC0032
Serial/Equipment No.:	3006790	2827240	21213
Adaptors used:	-	-	-

### Item submitted by

Customer Name: Lam Geotechnics Limited  
 Address of Customer: -  
 Request No.: -  
 Date of receipt: 07-Sep-2018

Date of test: 10-Sep-2018

### Reference equipment used in the calibration

Description:	Model:	Serial No.	Expiry Date:	Traceable to:
Multi function sound calibrator	B&K 4226	2288444	23-Aug-2019	CIGISMEC
Signal generator	DS 360	33873	24-Apr-2019	CEPREI
Signal generator	DS 360	61227	23-Apr-2019	CEPREI

### Ambient conditions

Temperature: 21 ± 1 °C  
 Relative humidity: 50 ± 10 %  
 Air pressure: 1005 ± 5 hPa

### Test specifications

- The Sound Level Meter has been calibrated in accordance with the requirements as specified in BS 7580: Part 1: 1997 and the lab calibration procedure SMTP004-CA-152.
- The electrical tests were performed using an electrical signal substituted for the microphone which was removed and replaced by an equivalent capacitance within a tolerance of ±20%.
- The acoustic calibration was performed using an B&K 4226 sound calibrator and corrections was applied for the difference between the free-field and pressure response of the Sound Level Meter.

### Test results

This is to certify that the Sound Level Meter conforms to BS 7580: Part 1: 1997 for the conditions under which the test was performed.

Details of the performed measurements are presented on page 2 of this certificate.

Actual Measurement data are documented on worksheets.

Approved Signatory:

  
 Feng Junq

Date: 10-Sep-2018

Company Chop:



Comments: The results reported in this certificate refer to the condition of the instrument on the date of calibration and carry no implication regarding the long-term stability of the instrument.



## CERTIFICATE OF CALIBRATION

(Continuation Page)

Certificate No.: 18CA0907 02 Page 2 of 2

### 1. Electrical Tests

The electrical tests were performed using an equivalent capacitance substituted for the microphone. The results are given in below with test status and the estimated uncertainties. The "Pass" means the result of the test is inside the tolerances stated in the test specifications. The "-" means the result of test is outside these tolerances.

Test:	Subtest:	Status:	Expanded Uncertainty (dB)	Coverage Factor
Self-generated noise	A	Pass	0.3	
	C	Pass	0.8	
	Lin	Pass	1.6	
Linearity range for Leq	At reference range, Step 5 dB at 4 kHz	Pass	0.3	
	Reference SPL on all other ranges	Pass	0.3	
	2 dB below upper limit of each range	Pass	0.3	
	2 dB above lower limit of each range	Pass	0.3	
Linearity range for SPL	At reference range, Step 5 dB at 4 kHz	Pass	0.3	
	Frequency weightings			
Time weightings	A	Pass	0.3	
	C	Pass	0.3	
	Lin	Pass	0.3	
Peak response	Single Burst Fast	Pass	0.3	
	Single Burst Slow	Pass	0.3	
R.M.S. accuracy	Single 100µs rectangular pulse	Pass	0.3	
	Crest factor of 3	Pass	0.3	
Time weighting I	Single burst 5 ms at 2000 Hz	Pass	0.3	
	Repeated at frequency of 100 Hz	Pass	0.3	
Time averaging	1 ms burst duty factor 1/10 <sup>3</sup> at 4kHz	Pass	0.3	
	1 ms burst duty factor 1/10 <sup>4</sup> at 4kHz	Pass	0.3	
Pulse range	Single burst 10 ms at 4 kHz	Pass	0.4	
Sound exposure level	Single burst 10 ms at 4 kHz	Pass	0.4	
Overload indication	SPL	Pass	0.3	
	Leq	Pass	0.4	

### 2. Acoustic tests

The complete sound level meter was calibrated on the reference range using a B&K 4226 acoustic calibrator with 1000Hz and SPL 94 dB. The sensitivity of the sound level meter was adjusted. The test result at 125 Hz and 8000 Hz are given in below with test status and the estimated uncertainties.

Test:	Subtest	Status	Expanded Uncertainty (dB)	Coverage Factor
Acoustic response	Weighting A at 125 Hz	Pass	0.3	
	Weighting A at 8000 Hz	Pass	0.5	

### 3. Response to associated sound calibrator

N/A

The expanded uncertainties have been calculated in accordance with the ISO Publication "Guide to the expression of uncertainty in measurement", and gives an interval estimated to have a level of confidence of 95%. A coverage factor of 2 is assumed unless explicitly stated.

Calibrated by:

Date: 10-Sep-2018

Fung Chi Yip

- End -

Checked by:

Date: 10-Sep-2018

Shek Kwong Tat

The standard(s) and equipment used in the calibration are traceable to national or international recognised standards and are calibrated on a schedule to maintain the required accuracy level.

# Calibration Certificate

Certificate Number 2018010851

**Customer:**

LAM Environmental Services Ltd  
11/F Centre Point  
181-185 Gloucester Road  
Wanchai, , Hong Kong

**Model Number** CAL200  
**Serial Number** 13098  
**Test Results** Pass

**Initial Condition** Inoperable

**Description** Larson Davis CAL200 Acoustic Calibrator

**Procedure Number** D0001.8386  
**Technician** Scott Montgomery  
**Calibration Date** 29 Oct 2018  
**Calibration Due**  
**Temperature** 23 °C ± 0.3 °C  
**Humidity** 34 %RH ± 3 %RH  
**Static Pressure** 101.2 kPa ± 1 kPa

**Evaluation Method** The data is acquired by the insert voltage calibration method using the reference microphone's open circuit sensitivity. Data reported in dB re 20 µPa.

**Compliance Standards** Compliant to Manufacturer Specifications per D0001.8190 and the following standards:  
IEC 60942:2017 ANSI S1.40-2006

Issuing lab certifies that the instrument described above meets or exceeds all specifications as stated in the referenced procedure (unless otherwise noted). It has been calibrated using measurement standards traceable to the SI through the National Institute of Standards and Technology (NIST), or other national measurement institutes, and meets the requirements of ISO/IEC 17025:2005. **Test points marked with a ‡ in the uncertainties column do not fall within this laboratory's scope of accreditation.**

The quality system is registered to ISO 9001:2008.

This calibration is a direct comparison of the unit under test to the listed reference standards and did not involve any sampling plans to complete. No allowance has been made for the instability of the test device due to use, time, etc. Such allowances would be made by the customer as needed.

The uncertainties were computed in accordance with the ISO Guide to the Expression of Uncertainty in Measurement (GUM). A coverage factor of approximately 2 sigma (k=2) has been applied to the standard uncertainty to express the expanded uncertainty at approximately 95% confidence level.

This report may not be reproduced, except in full, unless permission for the publication of an approved abstract is obtained in writing from the organization issuing this report.

## Standards Used

Description	Cal Date	Cal Due	Cal Standard
Agilent 34401A DMM	09/06/2018	09/06/2019	001021
Larson Davis Model 2900 Real Time Analyzer	04/10/2018	04/10/2019	001051
Microphone Calibration System	03/07/2018	03/07/2019	005446
1/2" Preamplifier	09/20/2018	09/20/2019	006506
Larson Davis 1/2" Preamplifier 7-pin LEMO	08/07/2018	08/07/2019	006507
1/2 inch Microphone - RI - 200V	05/10/2018	05/10/2019	006510
Pressure Transducer	07/18/2018	07/18/2019	007368

Larson Davis, a division of PCB Piezotronics, Inc  
1681 West 820 North  
Provo, UT 84601, United States  
716-684-0001



**LARSON DAVIS**  
A PCB PIEZOTRONICS DIV.



## CERTIFICATE OF CALIBRATION

Certificate No.: 18CA1220 02

Page: 1 of 2

### Item tested

Description: Acoustical Calibrator (Class 1)  
Manufacturer: Larson Davis  
Type/Model No.: CAL200  
Serial/Equipment No.: 13128  
Adaptors used: -

### Item submitted by

Customer: Lam Environmental Service Ltd.  
Address of Customer: -  
Request No.: -  
Date of receipt: 20-Dec-2018

Date of test: 28-Dec-2018

### Reference equipment used in the calibration

Description:	Model:	Serial No.	Expiry Date:	Traceable to:
Lab standard microphone	B&K 4180	2412857	20-Apr-2019	SCL
Preamplifier	B&K 2673	2239857	27-Apr-2019	CEPREI
Measuring amplifier	B&K 2610	2346941	08-May-2019	CEPREI
Signal generator	DS 360	33873	24-Apr-2019	CEPREI
Digital multi-meter	34401A	US36087050	23-Apr-2019	CEPREI
Audio analyzer	8903B	GB41300350	23-Apr-2019	CEPREI
Universal counter	53132A	MY40003662	24-Apr-2019	CEPREI

### Ambient conditions

Temperature:  $20 \pm 1$  °C  
Relative humidity:  $50 \pm 10$  %  
Air pressure:  $1000 \pm 5$  hPa

### Test specifications

- The Sound Calibrator has been calibrated in accordance with the requirements as specified in IEC 60942: 1997 Annex B and the lab calibration procedure SMTP004-CA-156.
- The calibrator was tested with its axis vertical facing downwards at the specific frequency using insert voltage technique.
- The results are rounded to the nearest 0.01 dB and 0.1 Hz and have not been corrected for variations from a reference pressure of 1013.25 hectoPascals as the maker's information indicates that the instrument is insensitive to pressure changes.

### Test results

This is to certify that the sound calibrator conforms to the requirements of annex B of IEC 60942: 1997 for the conditions under which the test was performed. This does not imply that the sound calibrator meets IEC 60942 under any other conditions.

Details of the performed measurements are presented on page 2 of this certificate.

Approved Signatory:



Feng Junqi

Date: 29-Dec-2018

Company Chop:



Comments: The results reported in this certificate refer to the condition of the instrument on the date of calibration and carry no implication regarding the long-term stability of the instrument.





## CERTIFICATE OF CALIBRATION

(Continuation Page)

Certificate No.: 18CA1220 02 Page: 2 of 2

### 1. Measured Sound Pressure Level

The output Sound Pressure Level in the calibrator head was measured at the setting and frequency shown using a calibrated laboratory standard microphone and insert voltage technique. The results are given in below with the estimated uncertainties.

Frequency Shown Hz	Output Sound Pressure Level Setting dB	Measured Output Sound Pressure Level dB	(Output level in dB re 20 µPa)
			Estimated Expanded Uncertainty dB
1000	94.00	93.84	0.10

### 2. Sound Pressure Level Stability - Short Term Fluctuations

The Short Term Fluctuations was determined by measuring the maximum and minimum of the fast weighted DC output of the B&K 2610 measuring amplifier over a 20 second time interval as required in the standard. The Short Term Fluctuation was found to be:

At 1000 Hz STF = 0.006 dB

Estimated expanded uncertainty 0.005 dB

### 3. Actual Output Frequency

The determination of actual output frequency was made using a B&K 4180 microphone together with a B&K 2673 preamplifier connected to a B&K 2610 measuring amplifier. The AC output of the B&K 2610 was taken to an universal counter which was used to determine the frequency averaged over 20 second of operation as required by the standard. The actual output frequency at 1 KHz was:

At 1000 Hz Actual Frequency = 999.4 Hz

Estimated expanded uncertainty 0.1 Hz Coverage factor k = 2.2

### 4. Total Noise and Distortion

For the Total Noise and Distortion measurement, the unfiltered AC output of the B&K 2610 measuring amplifier was connected to an Agilent Type 8903 B distortion analyser. The TND result at 1 KHz was:

At 1000 Hz TND = 0.4%

Estimated expanded uncertainty 0.7 %

The expanded uncertainties have been calculated in accordance with the ISO Publication "Guide to the expression of uncertainty in measurement", and gives an interval estimated to have a level of confidence of 95%. A coverage factor of 2 is assumed unless explicitly stated.

Calibrated by:

Date:

Fung Chi Yip  
28-Dec-2018

- End -

Checked by:

Date:

Shek Kwong Tai  
29-Dec-2018

The standard(s) and equipment used in the calibration are traceable to national or international recognised standards and are calibrated on a schedule to maintain the required accuracy level.

# Certificate of Calibration

Calibration Certification Information			
Cal. Date: January 11, 2019	Rootsmeter S/N: 438320	Ta: 293	°K
Operator: Jim Tisch		Pa: 760.7	mm Hg
Calibration Model #: TE-5025A	Calibrator S/N: 0005		

Run	Vol. Init (m3)	Vol. Final (m3)	ΔVol. (m3)	ΔTime (min)	ΔP (mm Hg)	ΔH (in H2O)
1	1	2	1	1.4090	3.2	2.00
2	3	4	1	0.9980	6.4	4.00
3	5	6	1	0.8900	7.8	5.00
4	7	8	1	0.8450	8.7	5.50
5	9	10	1	0.6990	12.6	8.00

Data Tabulation					
Vstd (m3)	Qstd (x-axis)	$\sqrt{\Delta H \left( \frac{Pa}{Pstd} \right) \left( \frac{Tstd}{Ta} \right)}$ (y-axis)	Va	Qa (x-axis)	$\sqrt{\Delta H \left( Ta/Pa \right)}$ (y-axis)
1.0138	0.7195	1.4269	0.9958	0.7067	0.8777
1.0095	1.0115	2.0180	0.9916	0.9936	1.2412
1.0076	1.1321	2.2561	0.9897	1.1121	1.3877
1.0064	1.1910	2.3663	0.9886	1.1699	1.4555
1.0012	1.4323	2.8538	0.9834	1.4069	1.7553
<b>QSTD</b>	m=	1.99861	<b>QA</b>	m=	1.25149
	b=	-0.00882		b=	-0.00543
	r=	0.99997		r=	0.99997

Calculations	
Vstd= ΔVol((Pa-ΔP)/Pstd)(Tstd/Ta)	Va= ΔVol((Pa-ΔP)/Pa)
Qstd= Vstd/ΔTime	Qa= Va/ΔTime
For subsequent flow rate calculations:	
$Qstd = 1/m \left( \left( \sqrt{\Delta H \left( \frac{Pa}{Pstd} \right) \left( \frac{Tstd}{Ta} \right)} \right) - b \right)$	$Qa = 1/m \left( \left( \sqrt{\Delta H \left( Ta/Pa \right)} \right) - b \right)$

Standard Conditions	
Tstd:	298.15 °K
Pstd:	760 mm Hg
Key	
ΔH: calibrator manometer reading (in H2O)	
ΔP: rootsmeter manometer reading (mm Hg)	
Ta: actual absolute temperature (°K)	
Pa: actual barometric pressure (mm Hg)	
b: intercept	
m: slope	

RECALIBRATION
US EPA recommends annual recalibration per 1998 40 Code of Federal Regulations Part 50 to 51, Appendix B to Part 50, Reference Method for the Determination of Suspended Particulate Matter in the Atmosphere, 9.2.17, page 30



Lam Environmental Services Limited

**Calibration Data for High Volume Sampler (TSP Sampler)**

Location : ACL1  
 Equipment no. : HVS014

Calibration Date : 16-Apr-19  
 Calibration Due Date : 16-Jun-19

**CALIBRATION OF CONTINUOUS FLOW RECORDER**

Ambient Condition			
Temperature, T <sub>a</sub>	294	Kelvin	Pressure, P <sub>a</sub>
			1013 mmHg

Orifice Transfer Standard Information					
Equipment No.	0005	Slope, m <sub>c</sub>	1.99861	Intercept, b <sub>c</sub>	-0.00882
Last Calibration Date	11-Jan-19	$(H \times P_a / 1013.3 \times 298 / T_a)^{1/2}$ $= m_c \times Q_{std} + b_c$			
Next Calibration Date	11-Jan-20				

Calibration of TSP						
Calibration Point	Manometer Reading			Q <sub>std</sub> (m <sup>3</sup> / min.) X-axis	Continuous Flow Recorder, W (CFM)	IC (W(P <sub>a</sub> /1013.3x298/T <sub>a</sub> ) <sup>1/2</sup> /35.31) Y-axis
	(up)	(down)	(difference)			
1	1.3	1.3	2.6	0.8165	34	34.2254
2	2.3	2.3	4.6	1.0847	44	44.2918
3	3.5	3.5	7.0	1.3370	50	50.3315
4	4.5	4.5	9.0	1.5154	56	56.3713
5	5.6	5.6	11.2	1.6900	60	60.3978

By Linear Regression of Y on X

Slope, m = 29.7204      Intercept, b = 10.8223  
 Correlation Coefficient\* = 0.9965  
 Calibration Accepted = Yes/No\*\*

\* if Correlation Coefficient &lt; 0.990, check and recalibration again.

\*\* Delete as appropriate.

Remarks : \_\_\_\_\_  
 \_\_\_\_\_

Calibrated by : Henry Lau  
 Date : 16-Apr-19

Checked by : Dean Chan  
 Date : 16-Apr-19



Lam Environmental Services Limited

**Calibration Data for High Volume Sampler (TSP Sampler)**

Location : ACL1  
 Equipment no. : HVS014

Calibration Date : 19-Jun-19  
 Calibration Due Date : 19-Aug-19

**CALIBRATION OF CONTINUOUS FLOW RECORDER**

Ambient Condition			
Temperature, T <sub>a</sub>	303	Kelvin	Pressure, P <sub>a</sub>
			1009 mmHg

Orifice Transfer Standard Information					
Equipment No.	0005	Slope, m <sub>c</sub>	1.99861	Intercept, b <sub>c</sub>	-0.00882
Last Calibration Date	11-Jan-19	$(H \times P_a / 1013.3 \times 298 / T_a)^{1/2}$ $= m_c \times Q_{std} + b_c$			
Next Calibration Date	11-Jan-20				

Calibration of TSP						
Calibration Point	Manometer Reading			Q <sub>std</sub> (m <sup>3</sup> / min.) X-axis	Continuous Flow Recorder, W (CFM)	IC (W(P <sub>a</sub> /1013.3x298/T <sub>a</sub> ) <sup>1/2</sup> /35.31) Y-axis
	(up)	(down)	(difference)			
1	1.4	1.4	2.8	0.8330	35	34.6363
2	2.4	2.4	4.8	1.0892	45	44.5324
3	3.5	3.5	7.0	1.3145	50	49.4804
4	4.4	4.4	8.8	1.4733	56	55.4181
5	5.2	5.2	10.4	1.6012	59	58.3869

By Linear Regression of

Slope, m = 30.5553      Intercept, b = 9.9233  
 Correlation Coefficient\* = 0.9956  
 Calibration Accepted = Yes/No\*\*

\* if Correlation Coefficient &lt; 0.990, check and recalibration again.

\*\* Delete as appropriate.

Remarks : \_\_\_\_\_

Calibrated by : Henry Lau  
 Date : 19-Jun-19

Checked by : Dean Chan  
 Date : 19-Jun-19





Lam Environmental Services Limited

**Calibration Data for High Volume Sampler (TSP Sampler)**

Location : ACL2a  
 Equipment no. : HVS011

Calibration Date : 16-Apr-19  
 Calibration Due Date : 16-Jun-19

**CALIBRATION OF CONTINUOUS FLOW RECORDER**

Ambient Condition			
Temperature, T <sub>a</sub>	294	Kelvin	Pressure, P <sub>a</sub>
			1013 mmHg

Orifice Transfer Standard Information					
Equipment No.	0005	Slope, m <sub>c</sub>	1.99861	Intercept, b <sub>c</sub>	-0.00882
Last Calibration Date	11-Jan-19	$\left( H \times P_a / 1013.3 \times 298 / T_a \right)^{1/2}$ $= m_c \times Q_{std} + b_c$			
Next Calibration Date	11-Jan-20				

Calibration of TSP						
Calibration Point	Manometer Reading			Q <sub>std</sub> (m <sup>3</sup> / min.) X-axis	Continuous Flow Recorder, W (CFM)	IC (W(P <sub>a</sub> /1013.3x298/T <sub>a</sub> ) <sup>1/2</sup> /35.31) Y-axis
	(up)	(down)	(difference)			
1	1.3	1.3	2.6	0.8165	25	25.1658
2	2.2	2.2	4.4	1.0609	35	35.2321
3	3.5	3.5	7.0	1.3370	44	44.2918
4	4.7	4.7	9.4	1.5486	54	54.3581
5	5.6	5.6	11.2	1.6900	60	60.3978

By Linear Regression of Y on X

Slope, m = 39.8983      Intercept, b = -7.6042  
 Correlation Coefficient\* = 0.9983  
 Calibration Accepted = Yes/No\*\*

\* if Correlation Coefficient &lt; 0.990, check and recalibration again.

\*\* Delete as appropriate.

Remarks : \_\_\_\_\_  
 \_\_\_\_\_

Calibrated by : Henry Lau  
 Date : 16-Apr-19

Checked by : Dean Chan  
 Date : 16-Apr-19



Lam Environmental Services Limited

**Calibration Data for High Volume Sampler (TSP Sampler)**

Location : ACL2a  
 Equipment no. : HVS011

Calibration Date : 19-Jun-19  
 Calibration Due Date : 19-Aug-19

**CALIBRATION OF CONTINUOUS FLOW RECORDER**

Ambient Condition			
Temperature, T <sub>a</sub>	303	Kelvin	Pressure, P <sub>a</sub>
			1009 mmHg

Orifice Transfer Standard Information					
Equipment No.	0005	Slope, m <sub>c</sub>	1.99861	Intercept, b <sub>c</sub>	-0.00882
Last Calibration Date	11-Jan-19	$(H \times P_a / 1013.3 \times 298 / T_a)^{1/2}$ $= m_c \times Q_{std} + b_c$			
Next Calibration Date	11-Jan-20				

Calibration of TSP						
Calibration Point	Manometer Reading			Q <sub>std</sub> (m <sup>3</sup> / min.) X-axis	Continuous Flow Recorder, W (CFM)	IC (W(P <sub>a</sub> /1013.3x298/T <sub>a</sub> ) <sup>1/2</sup> /35.31) Y-axis
	(up)	(down)	(difference)			
1	1.4	1.4	2.8	0.8330	26	25.7298
2	2.3	2.3	4.6	1.0664	35	34.6363
3	3.4	3.4	6.8	1.2956	45	44.5324
4	4.6	4.6	9.2	1.5063	53	52.4492
5	5.5	5.5	11.0	1.6466	58	57.3973

By Linear Regression of Y on X

Slope, m = 39.3340      Intercept, b = -6.9882  
 Correlation Coefficient\* = 0.9995  
 Calibration Accepted = Yes/No\*\*

\* if Correlation Coefficient &lt; 0.990, check and recalibration again.

\*\* Delete as appropriate.

Remarks : \_\_\_\_\_

Calibrated by : Henry Lau  
 Date : 19-Jun-19

Checked by : Dean Chan  
 Date : 19-Jun-19



REPORT OF EQUIPMENT PERFORMANCE CHECK / CALIBRATION

Information supplied by customer:

CONTACT: MR. CHAN KA CHUN      JOB REFERENCE NO.: 22777053-C18V5302  
CLIENT: LAM ENVIRONMENTAL SERVICES LTD  
DATE RECEIVED: 18/03/2019  
DATE OF ISSUE: 27/03/2019  
ADDRESS: 11/F, CENTRE POINT, 181-185, GLOUCESTER ROAD,  
WANCHAI, HONG KONG  
PROJECT: ---

METHOD OF PERFORMANCE CHECK/ CALIBRATION:

Ref: APHA22nd ed 2130B

**COMMENTS**

It is certified that the item under performance check/calibration has been calibrated/checked by corresponding calibrated equipment in the laboratory.


Maximum Tolerance and calibration frequency stated in the report, unless otherwise stated, the internal acceptance criteria of FT Laboratories Ltd will be followed.

Scope of Test:	Turbidity
Equipment Type:	Turbidimeter
Brand Name:	Xin Rui
Model No.:	WGZ-3B
Serial No.:	1807063
Equipment No.:	---
Date of Calibration:	22/03/2019

Remarks:

This is the Final Report. Results apply to sample(s) as submitted. All pages of this report have been checked and approved for release.

Certified By:

  
HO Lai Sze  
Senior Chemist

Issue Date:

27/03/2019



REPORT OF EQUIPMENT PERFORMANCE CHECK / CALIBRATION

WORK ORDER: 22777053-C18V5302  
DATE OF ISSUE: 27/03/2019  
CLIENT: LAM ENVIRONMENTAL SERVICES LTD

Equipment Type:	Turbidimeter
Brand Name:	Xin Rui
Model No.:	WGZ-3B
Serial No.:	1807063
Equipment No.:	---
Date of Calibration:	22/03/2019
Date of next Calibration:	21/06/2019
Lab ID:	H190085-02

Parameters:

Turbidity

Method Ref: APHA 22<sup>nd</sup> ed. 2130B

Expected Reading (NTU)	Display Reading (NTU)	Tolerance
0	0.00	---
4	4.00	0.0%
10	9.92	-0.8%
40	39.54	-1.2%
100	99.08	-0.9%
400	404	1.1%
1000	922	-7.8%
	Tolerance Limit ( $\pm$ )	10%

Remark: "Displayed Reading" presents the figures shown on item under calibration/checking regardless of equipment precision or significant figures.



REPORT OF EQUIPMENT PERFORMANCE CHECK / CALIBRATION

Information supplied by customer:

CONTACT: MR. CHAN KA CHUN      JOB REFERENCE NO.: 22787053-C18V5201  
CLIENT: LAM GEOTECHNICS LIMITED  
DATE RECEIVED: 18/03/2019  
DATE OF ISSUE: 27/03/2019  
ADDRESS: 11/F, CENTRE POINT, 181-185, GLOUCESTER ROAD,  
WANCHAI, HONG KONG  
PROJECT: ---

METHOD OF PERFORMANCE CHECK/ CALIBRATION:

Ref: APHA22nd ed 2130B

**COMMENTS**

It is certified that the item under performance check/calibration has been calibrated/checked by corresponding calibrated equipment in the laboratory.


Maximum Tolerance and calibration frequency stated in the report, unless otherwise stated, the internal acceptance criteria of FT Laboratories Ltd will be followed.

Scope of Test:	Turbidity
Equipment Type:	Turbidimeter
Brand Name:	Xin Rui
Model No.:	WGZ-3B
Serial No.:	1807073
Equipment No.:	---
Date of Calibration:	22/03/2019

Remarks:

This is the Final Report. Results apply to sample(s) as submitted. All pages of this report have been checked and approved for release.

Certified By:

  
HO Lai Sze  
Senior Chemist

Issue Date:

27/03/2019

This report may not be reproduced except with prior written approval from FT Laboratories Ltd.

Form No.: HG022-002 Rev 0 20190101

Page 1 of 2





REPORT OF EQUIPMENT PERFORMANCE CHECK / CALIBRATION

WORK ORDER: 22787053-C18V5201  
DATE OF ISSUE: 27/03/2019  
CLIENT: LAM GEOTECHNICS LIMITED

Equipment Type:	Turbidimeter
Brand Name:	Xin Rui
Model No.:	WGZ-3B
Serial No.:	1807073
Equipment No.:	---
Date of Calibration:	22/03/2019
Date of next Calibration:	21/06/2019
Lab ID:	H190084-01

Parameters:

Turbidity

Method Ref: APHA 22<sup>nd</sup> ed. 2130B

Expected Reading (NTU)	Display Reading (NTU)	Tolerance
0	0.00	---
4	4.13	3.3%
10	10.04	0.4%
40	40.33	0.8%
100	98.47	-1.5%
400	396	-1.0%
1000	906	-9.4%
	Tolerance Limit ( $\pm$ )	10%

Remark: "Displayed Reading" presents the figures shown on item under calibration/checking regardless of equipment precision or significant figures.



REPORT OF EQUIPMENT PERFORMANCE CHECK / CALIBRATION

Information supplied by customer:

CONTACT: MR. CHAN KA CHUN                      JOB REFERENCE NO.: 22777053-E29V4502  
CLIENT: LAM GEOTECHNICS LIMITED  
DATE RECEIVED: 29/05/2019  
DATE OF ISSUE: 18/06/2019  
ADDRESS: 11/F, CENTRE POINT, 181-185, GLOUCESTER ROAD,  
            WANCHAI, HONG KONG  
PROJECT: ---

METHOD OF PERFORMANCE CHECK/ CALIBRATION:

Ref: APHA22nd ed 2130B

COMMENTS

It is certified that the item under performance check/calibration has been calibrated/checked by corresponding calibrated equipment in the laboratory.


Maximum Tolerance and calibration frequency stated in the report, unless otherwise stated, the internal acceptance criteria of FT Laboratories Ltd will be followed.

Scope of Test:	Turbidity
Equipment Type:	Turbidimeter
Brand Name:	Xin Rui
Model No.:	WGZ-3B
Serial No.:	1807077
Equipment No.:	---
Date of Calibration:	01/06/2019

Remarks:

This is the Final Report. Results apply to sample(s) as submitted. All pages of this report have been checked and approved for release.

Certified By:

  
\_\_\_\_\_  
HO Lai Sze  
Senior Chemist

Issue Date:

\_\_\_\_\_  
18/06/2019



REPORT OF EQUIPMENT PERFORMANCE CHECK / CALIBRATION

WORK ORDER: 22777053-E29V4502  
DATE OF ISSUE: 18/06/2019  
CLIENT: LAM GEOTECHNICS LIMITED

Equipment Type:	Turbidimeter
Brand Name:	Xin Rui
Model No.:	WGZ-3B
Serial No.:	1807077
Equipment No.:	---
Date of Calibration:	01/06/2019
Date of next Calibration:	31/08/2019
Lab ID:	H190165-02

Parameters:

Turbidity

Method Ref: APHA 22<sup>nd</sup> ed. 2130B

Expected Reading (NTU)	Display Reading (NTU)	Tolerance
0	0.00	---
4	4.32	8.0%
10	9.99	-0.1%
40	43.32	8.3%
100	100.30	0.3%
400	435	8.6%
1000	1002	0.2%
	Tolerance Limit ( $\pm$ )	10%

Remark: "Displayed Reading" presents the figures shown on item under calibration/checking regardless of equipment precision or significant figures.



## REPORT OF EQUIPMENT PERFORMANCE CHECK/ CALIBRATION

<b>CONTACT:</b>	CHAN KA CHUN	<b>WORK ORDER:</b>	HK1912921
<b>CLIENT:</b>	LAM ENVIRONMENTAL SERVICES LTD		
<b>ADDRESS:</b>	11/ F CENTRE POINT, 181- 185 GLOUCESTER ROAD, WANCHAI, HONG KONG	<b>SUB- BATCH:</b>	0
		<b>LABORATORY:</b>	HONG KONG
		<b>DATE RECEIVED:</b>	27- Mar- 2019
		<b>DATE OF ISSUE:</b>	02- Apr- 2019

### COMMENTS

The performance of the equipment stated in this report is checked with independent reference material and results compared against a calibrated secondary source.

The "Tolerance Limit" quoted is the acceptance criteria applicable for similar equipment used by the ALS Hong Kong laboratory or quoted from relevant international standards.

Scope of Test:	Dissolved Oxygen, pH Value, Salinity and Temperature
Equipment Type:	Multifunctional Meter
Brand Name:	YSI
Model No.:	Professional Plus
Serial No.:	14M100277
Equipment No.:	--
Date of Calibration:	02 April, 2019

### NOTES

This is the Final Report and supersedes any preliminary report with this batch number.

Results apply to sample(s) as submitted. All pages of this report have been checked and approved for release.

Mr Chan Siu Ming, Vico  
Manager - Inorganic

*This report may not be reproduced except with prior written approval from ALS Technichem (HK) Pty Ltd.*

# REPORT OF EQUIPMENT PERFORMANCE CHECK/ CALIBRATION



**WORK ORDER:** HK1912921  
**SUB- BATCH:** 0  
**DATE OF ISSUE:** 02- Apr- 2019  
**CLIENT:** LAM ENVIRONMENTAL SERVICES LTD

Equipment Type: Multifunctional Meter  
 Brand Name: YSI  
 Model No.: Professional Plus  
 Serial No.: 14M100277  
 Equipment No.: --  
 Date of Calibration: 02 April, 2019

Date of Next Calibration: 02 July, 2019

**PARAMETERS:**

**Dissolved Oxygen** Method Ref: APHA (21st edition), 4500- O: G

Expected Reading (mg/ L)	Displayed Reading (mg/ L)	Tolerance (mg/ L)
2.85	2.66	- 0.19
5.99	5.79	- 0.20
8.54	8.57	+ 0.03
	Tolerance Limit (mg/ L)	± 0.20

**pH Value**

Method Ref: APHA (21st edition), 4500H:B

Expected Reading (pH unit)	Displayed Reading (pH unit)	Tolerance (pH unit)
4.0	3.82	- 0.18
7.0	6.83	- 0.17
10.0	9.87	- 0.13
	Tolerance Limit (pH unit)	± 0.20

**Salinity**

Method Ref: APHA (21st edition), 2520B

Expected Reading (ppt)	Displayed Reading (ppt)	Tolerance (%)
0	0.00	--
10	9.95	- 0.5
20	20.10	+ 0.5
30	30.03	+ 0.1
	Tolerance Limit (%)	± 10.0

Remark: "Displayed Reading" presents the figures shown on item under calibration / checking regardless of equipment precision or significant figures.

Mr Chan Siu Ming, Vico  
 Manager - Inorganic



# REPORT OF EQUIPMENT PERFORMANCE CHECK/ CALIBRATION



**WORK ORDER:** HK1912921  
**SUB- BATCH:** 0  
**DATE OF ISSUE:** 02- Apr- 2019  
**CLIENT:** LAM ENVIRONMENTAL SERVICES LTD

Equipment Type: Multifunctional Meter  
Brand Name: YSI  
Model No.: Professional Plus  
Serial No.: 14M100277  
Equipment No.: --  
Date of Calibration: 02 April, 2019

Date of Next Calibration: 02 July, 2019

**PARAMETERS:**

Temperature

Method Ref: Section 6 of International Accreditation New Zealand Technical Guide No. 3 Second edition March 2008: Working Thermometer Calibration Procedure.

Expected Reading (°C)	Displayed Reading (°C)	Tolerance (°C)
9.0	8.2	- 0.8
23.0	22.6	- 0.4
40.0	39.3	- 0.7
	Tolerance Limit (°C)	± 2.0

Remark: "Displayed Reading" presents the figures shown on item under calibration / checking regardless of equipment precision or significant figures.

Mr Chan Siu Ming, Vico  
Manager - Inorganic



## REPORT OF EQUIPMENT PERFORMANCE CHECK/ CALIBRATION

<b>CONTACT:</b>	CHAN KA CHUN	<b>WORK ORDER:</b>	HK1914664
<b>CLIENT:</b>	LAM ENVIRONMENTAL SERVICES LTD		
<b>ADDRESS:</b>	11/F CENTRE POINT, 181-185 GLOUCESTER ROAD, WANCHAI, HONG KONG	<b>SUB- BATCH:</b>	0
		<b>LABORATORY:</b>	HONG KONG
		<b>DATE RECEIVED:</b>	04-Apr-2019
		<b>DATE OF ISSUE:</b>	11-Apr-2019

### COMMENTS

The performance of the equipment stated in this report is checked with independent reference material and results compared against a calibrated secondary source.

The "Tolerance Limit" quoted is the acceptance criteria applicable for similar equipment used by the ALS Hong Kong laboratory or quoted from relevant international standards.

Scope of Test:	Dissolved Oxygen, pH Value, Salinity and Temperature
Equipment Type:	Multifunctional Meter
Brand Name:	YSI
Model No.:	Professional Plus
Serial No.:	14K100322
Equipment No.:	--
Date of Calibration:	10 April, 2019

### NOTES

This is the Final Report and supersedes any preliminary report with this batch number.

Results apply to sample(s) as submitted. All pages of this report have been checked and approved for release.

Ms. Lin Wai Yu  
Assistant Manager - Inorganic

*This report may not be reproduced except with prior written approval from ALS Technichem (HK) Pty Ltd.*

# REPORT OF EQUIPMENT PERFORMANCE CHECK/ CALIBRATION



**WORK ORDER:** HK1914664  
**SUB- BATCH:** 0  
**DATE OF ISSUE:** 11-Apr-2019  
**CLIENT:** LAM ENVIRONMENTAL SERVICES LTD

Equipment Type: Multifunctional Meter  
 Brand Name: YSI  
 Model No.: Professional Plus  
 Serial No.: 14K100322  
 Equipment No.: --  
 Date of Calibration: 10 April, 2019                      Date of Next Calibration: 10 July, 2019

**PARAMETERS:**

**Dissolved Oxygen**    Method Ref: APHA (21st edition), 4500- O: G

Expected Reading (mg/ L)	Displayed Reading (mg/ L)	Tolerance (mg/ L)
8.20	8.30	+0.10
6.04	5.98	-0.06
2.63	2.54	-0.09
	Tolerance Limit (mg/L)	±0.20

**pH Value**                      Method Ref: APHA (21st edition), 4500H:B

Expected Reading (pH unit)	Displayed Reading (pH unit)	Tolerance (pH unit)
4.0	3.87	-0.13
7.0	6.90	-0.10
10.0	9.84	-0.16
	Tolerance Limit (pH unit)	±0.20

**Salinity**                      Method Ref: APHA (21st edition), 2520B

Expected Reading (ppt)	Displayed Reading (ppt)	Tolerance (%)
0	0.00	--
10	10.07	+0.7
20	20.20	+1.0
30	30.87	+2.9
	Tolerance Limit (%)	±10.0

Remark: "Displayed Reading" presents the figures shown on item under calibration / checking regardless of equipment precision or significant figures.

Ms. Lin Wai Yu  
 Assistant Manager - Inorganic

# REPORT OF EQUIPMENT PERFORMANCE CHECK/ CALIBRATION



**WORK ORDER:** HK1914664  
**SUB- BATCH:** 0  
**DATE OF ISSUE:** 11-Apr-2019  
**CLIENT:** LAM ENVIRONMENTAL SERVICES LTD

**Equipment Type:** Multifunctional Meter  
**Brand Name:** YSI  
**Model No.:** Professional Plus  
**Serial No.:** 14K100322  
**Equipment No.:** --  
**Date of Calibration:** 10 April, 2019                      **Date of Next Calibration:** 10 July, 2019

**PARAMETERS:**

**Temperature**

**Method Ref: Section 6 of International Accreditation New Zealand Technical Guide No. 3 Second edition March 2008: Working Thermometer Calibration Procedure.**

Expected Reading (°C)	Displayed Reading (°C)	Tolerance (°C)
9.5	10.4	+0.9
22.0	22.3	+0.3
40.0	39.7	-0.3
	Tolerance Limit (°C)	±2.0

Remark: "Displayed Reading" presents the figures shown on item under calibration / checking regardless of equipment precision or significant figures.

Ms. Lin Wai Yu  
Assistant Manager - Inorganic



## REPORT OF EQUIPMENT PERFORMANCE CHECK/ CALIBRATION

<b>CONTACT:</b>	CHAN KA CHUN	<b>WORK ORDER:</b>	HK1916521
<b>CLIENT:</b>	LAM ENVIRONMENTAL SERVICES LTD		
<b>ADDRESS:</b>	11/F CENTRE POINT, 181-185 GLOUCESTER ROAD, WANCHAI, HONG KONG	<b>SUB- BATCH:</b>	0
		<b>LABORATORY:</b>	HONG KONG
		<b>DATE RECEIVED:</b>	17-Apr-2019
		<b>DATE OF ISSUE:</b>	25-Apr-2019

### COMMENTS

The performance of the equipment stated in this report is checked with independent reference material and results compared against a calibrated secondary source.

The "Tolerance Limit" quoted is the acceptance criteria applicable for similar equipment used by the ALS Hong Kong laboratory or quoted from relevant international standards.

The "Next Calibration Date" is recommended according to best practice principle as practised by the ALS Hong Kong laboratory or quoted from relevant international standards.

Scope of Test:	Dissolved Oxygen, pH Value, Salinity and Temperature
Equipment Type:	Multifunctional Meter
Brand Name:	YSI
Model No.:	Professional Plus
Serial No.:	17F100236
Equipment No.:	--
Date of Calibration:	24-Apr-2019

### NOTES

This is the Final Report and supersedes any preliminary report with this batch number.

Results apply to sample(s) as submitted. All pages of this report have been checked and approved for release.

Ms. Lin Wai Yu  
Assistant Manager - Inorganic

*This report may not be reproduced except with prior written approval from ALS Technichem (HK) Pty Ltd.*



# REPORT OF EQUIPMENT PERFORMANCE CHECK/ CALIBRATION



**WORK ORDER:** HK1916521  
**SUB- BATCH:** 0  
**DATE OF ISSUE:** 25-Apr-2019  
**CLIENT:** LAM ENVIRONMENTAL SERVICES LTD

**Equipment Type:** Multifunctional Meter  
**Brand Name:** YSI  
**Model No.:** Professional Plus  
**Serial No.:** 17F100236  
**Equipment No.:** --  
**Date of Calibration:** 24-Apr-2019                      **Date of Next Calibration:** 24-Jul-2019

**PARAMETERS:**

**Dissolved Oxygen**    **Method Ref: APHA (21st edition), 4500- O: G**

Expected Reading (mg/ L)	Displayed Reading (mg/ L)	Tolerance (mg/ L)
8.15	8.07	-0.08
5.90	6.05	+0.15
2.64	2.69	+0.05
Tolerance Limit (mg/L)		±0.20

**pH Value**                      **Method Ref: APHA (21st edition), 4500H:B**

Expected Reading (pH unit)	Displayed Reading (pH unit)	Tolerance (pH unit)
4.0	4.00	+0.00
7.0	7.20	+0.20
10.0	10.05	+0.05
Tolerance Limit (pH unit)		±0.20

**Salinity**                      **Method Ref: APHA (21st edition), 2520B**

Expected Reading (ppt)	Displayed Reading (ppt)	Tolerance (%)
0	0.00	--
10	9.86	-1.4
20	19.53	-2.3
30	29.81	-0.6
Tolerance Limit (%)		±10.0

Remark: "Displayed Reading" presents the figures shown on item under calibration / checking regardless of equipment precision or significant figures.

*Lin*

\_\_\_\_\_  
 Ms. Lin Wai Yu  
 Assistant Manager - Inorganic

# REPORT OF EQUIPMENT PERFORMANCE CHECK/ CALIBRATION



**WORK ORDER:** HK1916521  
**SUB- BATCH:** 0  
**DATE OF ISSUE:** 25-Apr-2019  
**CLIENT:** LAM ENVIRONMENTAL SERVICES LTD

Equipment Type: Multifunctional Meter  
Brand Name: YSI  
Model No.: Professional Plus  
Serial No.: 17F100236  
Equipment No.: --  
Date of Calibration: 24-Apr-2019                      Date of Next Calibration: 24-Jul-2019

**PARAMETERS:**

Temperature

Method Ref: Section 6 of International Accreditation New Zealand Technical Guide No. 3 Second edition March 2008: Working Thermometer Calibration Procedure.

Expected Reading (°C)	Displayed Reading (°C)	Tolerance (°C)
9.5	9.7	+0.2
22.0	22.1	+0.1
38.5	38.2	-0.3
	Tolerance Limit (°C)	±2.0

Remark: "Displayed Reading" presents the figures shown on item under calibration / checking regardless of equipment precision or significant figures.

Ms. Lin Wai Yu  
Assistant Manager - Inorganic